

Scaled data based on original data using
LM-79-08 Approved Method: Electrical and Photometric Measurements of Solid-
State Lighting Products

Test Report Prepared for
Cooper Lighting Solutions
(formerly Eaton)

Brand: McGRAW-EDISON

Report Number: P595158

Luminaire Tested: **IST-PA1C-760-U-T3-HSS**

Issue Date: 3/22/2022

Test Information

Test Method: LM-79-08
Report Number: P595158
TEST IS SCALED FROM IESNA LM-79-08 TEST DATA (G1-2201-510-11)
Test Lab: INNOVATION CENTER
Issue Date: 3/22/2022
Manufacturer: COOPER LIGHTING SOLUTIONS (FORMERLY EATON)
Product Line: McGRAW-EDISON
Catalog Number: IST-PA1C-760-U-T3-HSS
Description: IMPACT ELITE LED TRAPEZOID LUMINAIRE
(1) 70 CRI, 5700K, 615mA LIGHT ENGINE WITH 24 LEDS AND TYPE III OPTICS
WITH HOUSE SIDE SHIELD
Light Source: -
Ballast/Driver: ELECTRONIC DRIVER

Summary

Lumens per Lamp: N/A
Luminaire Lumens: 4871 lumens
Efficiency: N/A
Efficacy: 100.8 lumens/watt
Luminous Opening: Rectangular (W 0.75' x L: 0.5' x H: 0')
IES Classification: Type III - Medium
BUG Rating: B1 - U0 - G2

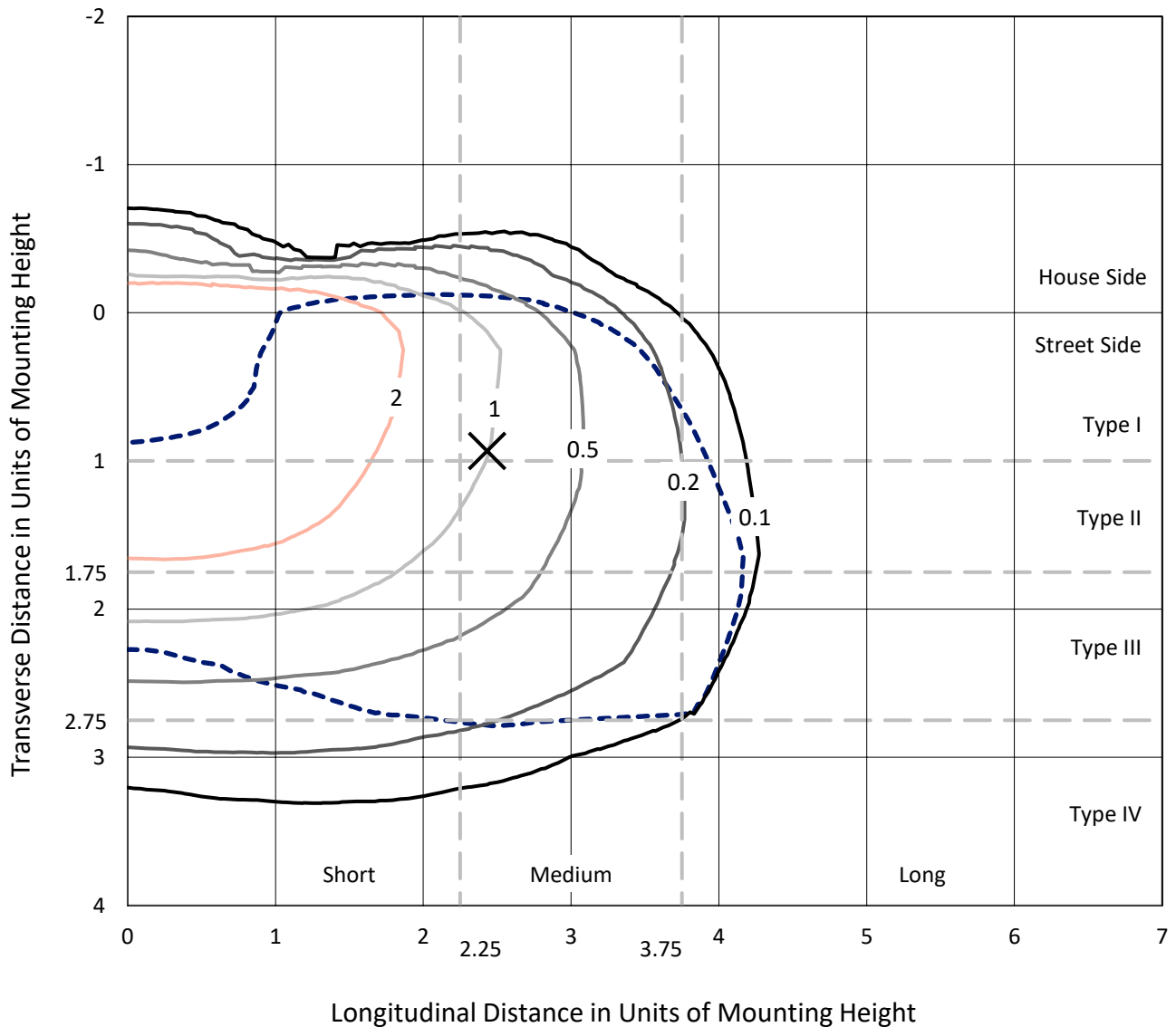
Input Watts (W): 48.3
Input Voltage (V): NR
Input Current (Ain): NR
Voltage Rise (V): NR
Power Factor: NR
Total Harmonic Distortion (THDi): NR
Frequency (hertz): 60
Stabilization Time: NR
Operation Time: NR
Ambient Temperature (°C): NR
Test Distance: 28.75 FT



REPORT NUMBER: P595158
 CATALOG NUMBER: IST-PA1C-760-U-T3-HSS

Iso-Footcandle Lines of Horizontal Illumination

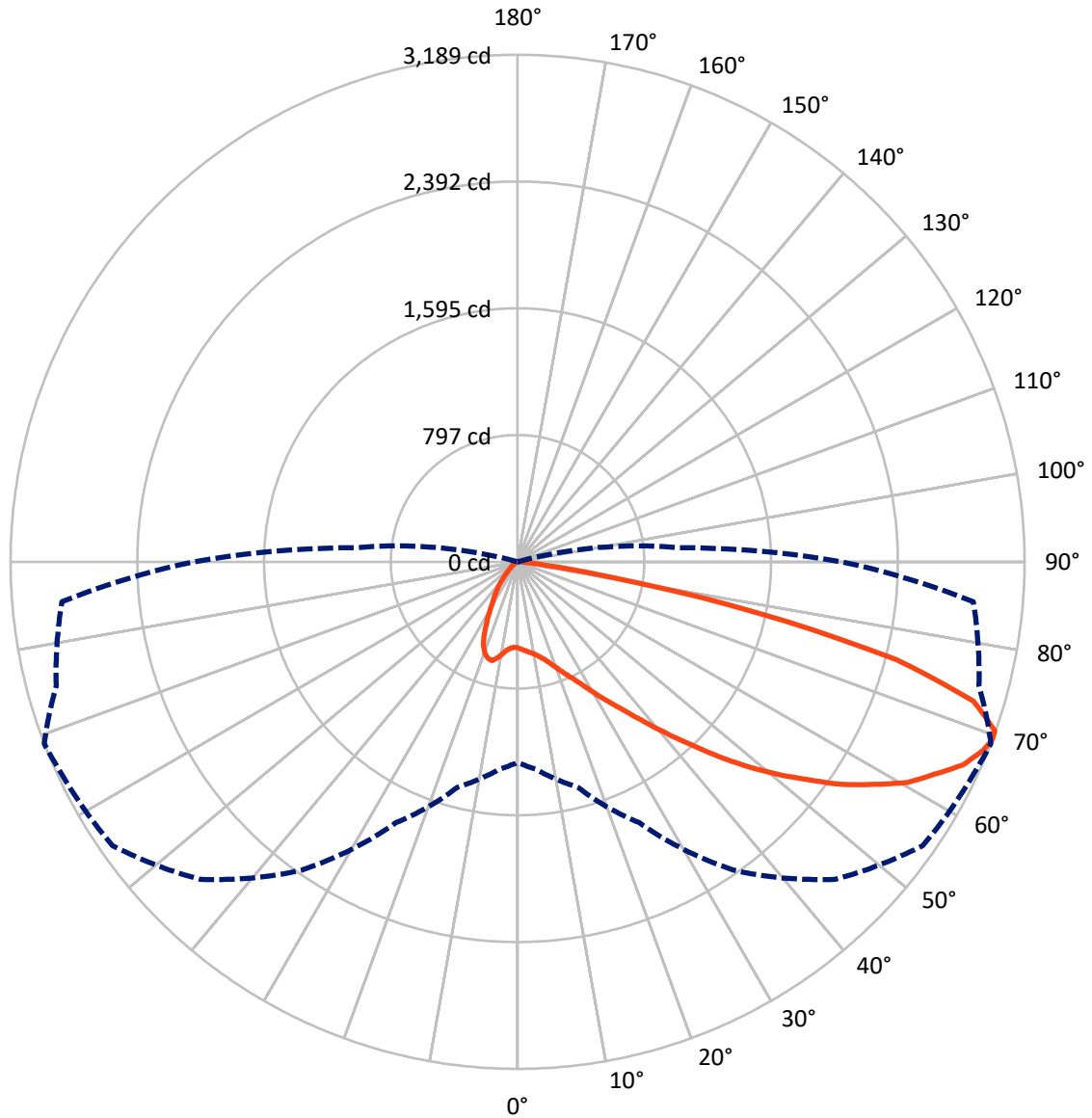
× Max cd
 - - - 1/2 Max cd



Based on 12 foot mounting height. Maximum calculated value = 4.7 fc
 Type III - Medium - N/A

REPORT NUMBER: P595158
CATALOG NUMBER: IST-PA1C-760-U-T3-HSS

Luminous Intensity Polar Plot



— Vertical Plane Through 69-Deg Lateral - - - Horizontal Cone Through 69-Deg Vertical

REPORT NUMBER: P595158
 CATALOG NUMBER: IST-PA1C-760-U-T3-HSS

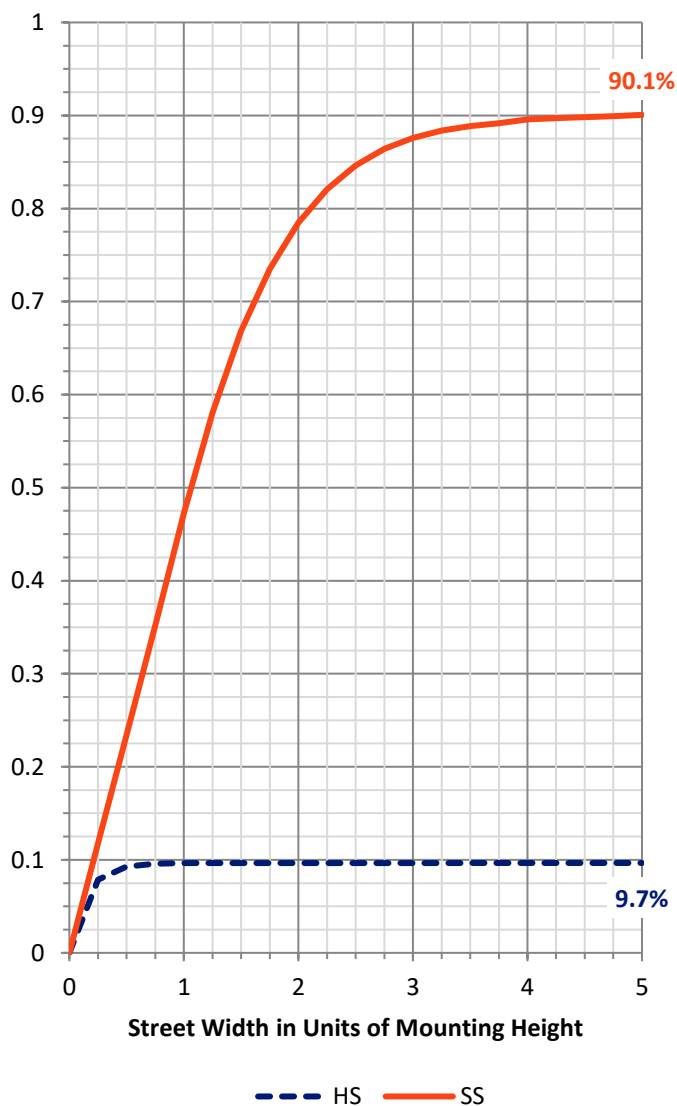
FLUX DISTRIBUTION:

		Downward	Upward	Total
House Side	Lumens	474.6	0.0	474.6
	% Fixture	9.7	0.0	9.7
Street Side	Lumens	4396.4	0.0	4396.4
	% Fixture	90.3	0.0	90.3
Total	Lumens	4871.0	0.0	4871.0
	% Fixture	100.0	0.0	100.0

ZONAL LUMENS:

Zone	Lumens	% Fixture
0°-10°	51.7	1.1
10°-20°	136.7	2.8
20°-30°	227.6	4.7
30°-40°	409.7	8.4
40°-50°	742.9	15.3
50°-60°	1161.0	23.8
60°-70°	1343.3	27.6
70°-80°	751.2	15.4
80°-90°	46.9	1.0
90°-100°	0.0	0.0
100°-110°	0.0	0.0
110°-120°	0.0	0.0
120°-130°	0.0	0.0
130°-140°	0.0	0.0
140°-150°	0.0	0.0
150°-160°	0.0	0.0
160°-170°	0.0	0.0
170°-180°	0.0	0.0
0°-90°	4871.0	100.0
0°-180°	4871.0	100.0

Coefficient of Utilization

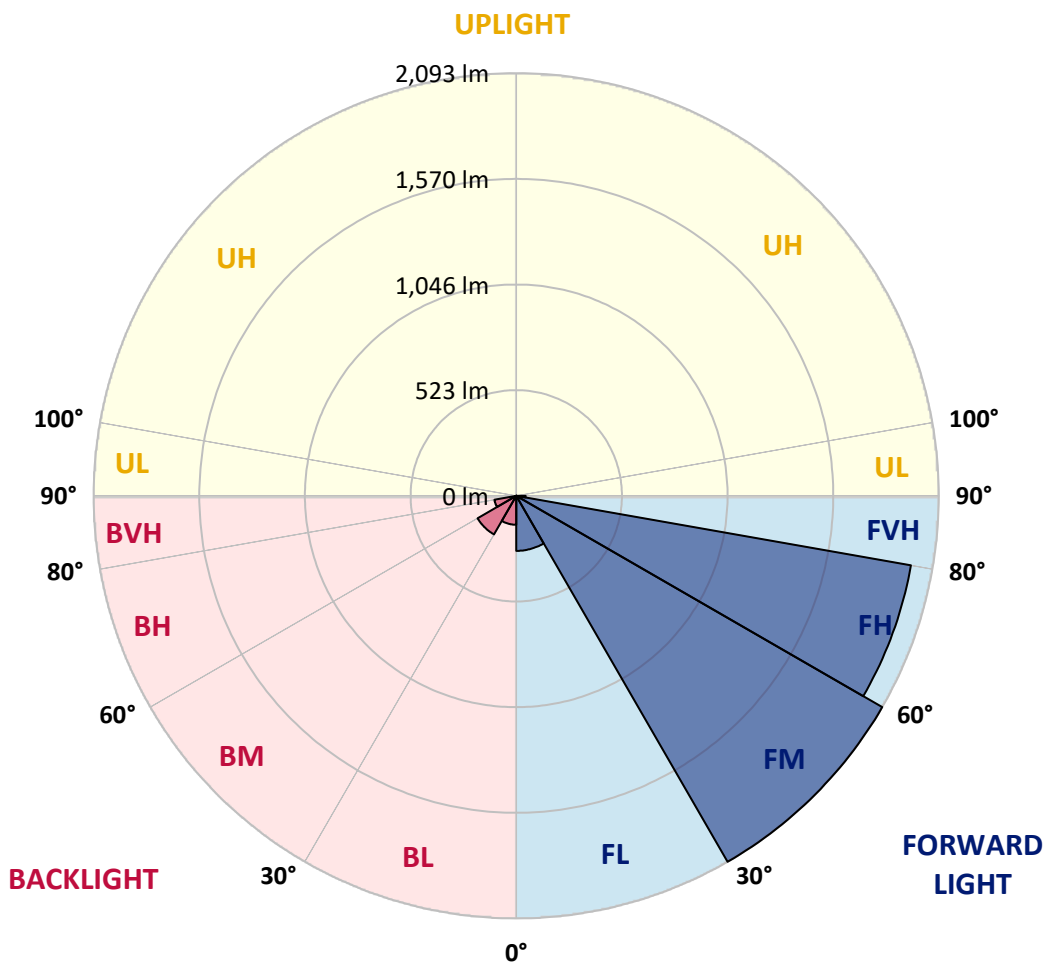


REPORT NUMBER: P595158
 CATALOG NUMBER: IST-PA1C-760-U-T3-HSS

LUMINAIRE CLASSIFICATION SYSTEM LUMEN TABLE AND BUG RATING:

Zone	Lumens	% Fixture	Zone Rating/Lumen Limit		
			B	U	G
FL (0°-30°)	272.5	5.6			
FM (30°-60°)	2092.7	43.0			
FH (60°-80°)	1984.6	40.7			G2/5000
FVH (80°-90°)	46.6	1.0			G1/100
BL (0°-30°)	143.4	2.9	B1/500		
BM (30°-60°)	221.0	4.5	B1/1000		
BH (60°-80°)	109.9	2.3	B0/110		G0/110
BVH (80°-90°)	0.3	0.0			G0/10
UL (90°-100°)	0.0	0.0		U0/0	
UH (100°-180°)	0.0	0.0		U0/0	

BUG Rating: B1-U0-G2
 Type III Medium





REPORT NUMBER: P595158
 CATALOG NUMBER: IST-PA1C-760-U-T3-HSS

CANDELA DISTRIBUTION (FULL):

	0°	5°	15°	25°	35°	45°	55°	65°	69°	75°	85°
0°	541.8	541.8	541.8	541.8	541.8	541.8	541.8	541.8	541.8	541.8	541.8
2.5°	561.3	561.3	561.3	558.0	559.7	558.0	556.4	551.6	553.2	551.6	546.7
5°	541.8	543.4	548.3	551.6	559.7	562.9	564.5	564.5	562.9	559.7	556.4
7.5°	504.5	504.5	509.4	519.1	535.3	553.2	567.8	575.9	577.5	577.5	572.6
10°	494.8	494.8	501.3	507.8	524.0	545.1	567.8	587.2	590.5	593.7	592.1
12.5°	489.9	491.5	498.0	509.4	530.5	549.9	574.3	601.8	611.6	619.7	621.3
15°	496.4	496.4	502.9	514.2	538.6	566.2	597.0	627.8	637.5	648.9	657.0
17.5°	506.1	509.4	512.6	524.0	546.7	580.8	621.3	661.9	673.2	687.8	694.3
20°	522.4	522.4	525.6	535.3	559.7	600.2	657.0	705.7	715.4	725.1	733.2
22.5°	541.8	543.4	543.4	551.6	579.1	622.9	687.8	747.8	764.1	768.9	772.2
25°	600.2	597.0	585.6	580.8	601.8	648.9	725.1	798.1	816.0	820.8	814.4
27.5°	721.9	708.9	678.1	645.6	642.4	689.4	775.4	861.4	880.9	882.5	859.8
30°	874.4	876.0	825.7	756.0	708.9	733.2	830.6	940.9	960.4	952.2	916.6
32.5°	1062.6	1054.4	1017.1	916.6	822.5	801.4	890.6	1023.6	1046.3	1033.4	986.3
35°	1223.2	1228.0	1182.6	1093.4	975.0	906.8	963.6	1116.1	1143.7	1121.0	1062.6
37.5°	1357.8	1364.3	1336.7	1263.7	1158.3	1051.2	1059.3	1224.8	1262.1	1239.4	1166.4
40°	1507.0	1511.9	1500.6	1421.1	1327.0	1223.2	1187.5	1349.7	1400.0	1369.2	1292.9
42.5°	1670.9	1688.7	1669.3	1606.0	1508.7	1419.4	1365.9	1502.2	1552.5	1533.0	1430.8
45°	1894.7	1896.4	1873.7	1810.4	1709.8	1636.8	1571.9	1664.4	1729.3	1704.9	1584.9
47.5°	2060.2	2071.6	2058.6	2014.8	1933.7	1885.0	1795.8	1842.8	1911.0	1880.1	1743.9
50°	2186.7	2217.6	2206.2	2219.2	2178.6	2157.5	2021.3	2027.8	2094.3	2068.3	1906.1
52.5°	2256.5	2295.4	2298.7	2365.2	2399.3	2451.2	2240.3	2230.5	2272.7	2250.0	2071.6
55°	2246.8	2256.5	2337.6	2459.3	2592.3	2710.7	2454.4	2413.9	2472.3	2409.0	2246.8
57.5°	2152.7	2177.0	2319.8	2470.6	2705.9	2877.8	2639.3	2593.9	2642.6	2558.2	2426.8
60°	2018.0	2053.7	2237.0	2452.8	2772.4	2978.4	2819.4	2774.0	2817.8	2715.6	2631.2
62.5°	1896.4	1912.6	2081.3	2378.2	2733.4	2973.5	2958.9	2916.7	2942.7	2835.6	2806.4
65°	1722.8	1729.3	1896.4	2243.5	2647.5	2941.1	3035.2	3051.4	3079.0	2936.2	2931.3
67.5°	1455.1	1469.7	1635.2	2008.3	2504.7	2877.8	3095.2	3127.6	3160.1	2989.7	2954.1
69°	1262.1	1309.1	1468.1	1810.4	2366.8	2824.3	3111.4	3163.3	3189.3	3004.3	2877.8
70°	1104.7	1145.3	1328.6	1657.9	2245.1	2764.3	3122.8	3158.5	3184.4	2973.5	2752.9
72.5°	554.8	606.7	858.2	1210.2	1784.4	2490.1	3064.4	3025.4	2997.9	2735.1	2227.3
75°	214.1	222.2	368.2	689.4	1116.1	1828.2	2616.6	2543.6	2462.5	2074.8	1320.5
77.5°	118.4	116.8	160.6	305.0	475.3	893.8	1769.8	1653.0	1541.1	1114.5	535.3
80°	50.3	53.5	69.8	146.0	249.8	309.8	859.8	764.1	608.3	353.6	128.2
82.5°	30.8	32.4	48.7	89.2	173.6	118.4	279.0	238.5	175.2	95.7	30.8
85°	9.7	11.4	34.1	60.0	84.4	48.7	63.3	55.2	48.7	40.6	9.7
87.5°	1.6	1.6	13.0	32.4	22.7	8.1	6.5	11.4	17.8	19.5	3.2
90°	0.0	0.0	0.0	0.0	0.0	0.0	0.0	0.0	0.0	0.0	0.0



REPORT NUMBER: P595158
 CATALOG NUMBER: IST-PA1C-760-U-T3-HSS

CANDELA DISTRIBUTION (continued):

	90°	95°	105°	115°	125°	135°	145°	155°	165°	175°	180°
0°	541.8	541.8	541.8	541.8	541.8	541.8	541.8	541.8	541.8	541.8	541.8
2.5°	545.1	541.8	538.6	537.0	537.0	533.7	532.1	530.5	530.5	528.8	528.8
5°	551.6	548.3	545.1	543.4	540.2	538.6	538.6	538.6	537.0	538.6	540.2
7.5°	567.8	562.9	561.3	559.7	559.7	554.8	546.7	525.6	504.5	498.0	491.5
10°	590.5	588.9	588.9	588.9	577.5	535.3	476.9	425.0	397.4	374.7	374.7
12.5°	622.9	622.9	621.3	616.4	558.0	455.8	365.0	287.1	241.7	215.8	219.0
15°	658.6	657.0	660.2	629.4	491.5	352.0	220.6	155.7	131.4	128.2	128.2
17.5°	695.9	699.2	695.9	595.4	403.9	217.4	131.4	118.4	115.2	115.2	115.2
20°	734.9	731.6	726.8	537.0	293.6	136.3	113.6	110.3	107.1	105.4	105.4
22.5°	773.8	770.6	738.1	462.3	183.3	111.9	107.1	100.6	95.7	94.1	94.1
25°	811.1	811.1	717.0	366.6	124.9	105.4	97.3	90.8	86.0	81.1	81.1
27.5°	858.2	861.4	683.0	256.3	105.4	97.3	87.6	77.9	71.4	68.1	68.1
30°	911.7	916.6	627.8	167.1	95.7	86.0	76.2	64.9	55.2	51.9	50.3
32.5°	975.0	979.8	564.5	110.3	86.0	74.6	63.3	48.7	38.9	37.3	35.7
35°	1056.1	1044.7	488.3	87.6	74.6	63.3	48.7	34.1	27.6	26.0	26.0
37.5°	1156.6	1132.3	400.7	76.2	63.3	50.3	35.7	22.7	17.8	17.8	16.2
40°	1271.8	1203.7	309.8	68.1	53.5	38.9	22.7	14.6	11.4	11.4	11.4
42.5°	1398.4	1263.7	220.6	60.0	43.8	27.6	14.6	8.1	6.5	6.5	6.5
45°	1544.4	1318.9	150.9	51.9	37.3	19.5	8.1	3.2	3.2	3.2	3.2
47.5°	1690.3	1354.6	100.6	45.4	27.6	11.4	4.9	1.6	1.6	1.6	1.6
50°	1838.0	1382.1	77.9	38.9	19.5	6.5	1.6	0.0	0.0	0.0	0.0
52.5°	1969.4	1401.6	63.3	32.4	13.0	4.9	1.6	0.0	0.0	0.0	0.0
55°	2082.9	1403.2	55.2	26.0	9.7	3.2	0.0	0.0	0.0	0.0	0.0
57.5°	2198.1	1390.2	47.0	19.5	6.5	1.6	0.0	0.0	0.0	0.0	0.0
60°	2267.9	1356.2	37.3	14.6	4.9	1.6	0.0	0.0	0.0	0.0	0.0
62.5°	2310.0	1299.4	29.2	9.7	3.2	1.6	0.0	0.0	0.0	0.0	0.0
65°	2285.7	1228.0	21.1	6.5	3.2	1.6	0.0	0.0	0.0	0.0	0.0
67.5°	2172.1	1117.7	14.6	4.9	1.6	1.6	0.0	0.0	0.0	0.0	0.0
69°	2037.5	1017.1	13.0	3.2	1.6	1.6	0.0	0.0	0.0	0.0	0.0
70°	1919.1	939.3	11.4	3.2	1.6	1.6	0.0	0.0	0.0	0.0	0.0
72.5°	1429.2	605.1	9.7	3.2	1.6	1.6	0.0	0.0	0.0	0.0	0.0
75°	803.0	202.8	6.5	1.6	1.6	0.0	0.0	0.0	0.0	0.0	0.0
77.5°	301.7	51.9	3.2	1.6	0.0	0.0	0.0	0.0	0.0	0.0	0.0
80°	66.5	13.0	1.6	0.0	0.0	0.0	0.0	0.0	0.0	0.0	0.0
82.5°	14.6	3.2	0.0	0.0	0.0	0.0	0.0	0.0	0.0	0.0	0.0
85°	4.9	1.6	0.0	0.0	0.0	0.0	0.0	0.0	0.0	0.0	0.0
87.5°	1.6	0.0	0.0	0.0	0.0	0.0	0.0	0.0	0.0	0.0	0.0
90°	0.0	0.0	0.0	0.0	0.0	0.0	0.0	0.0	0.0	0.0	0.0

(END OF REPORT)